



END SUCTION VOLUTE PUMP

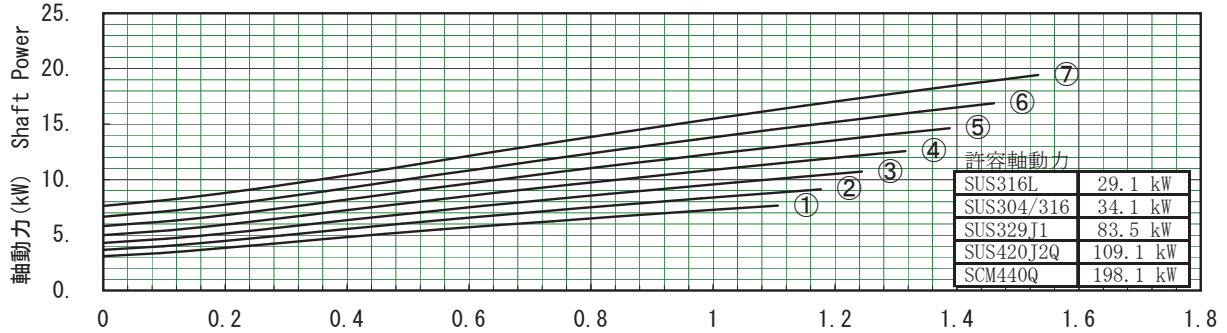
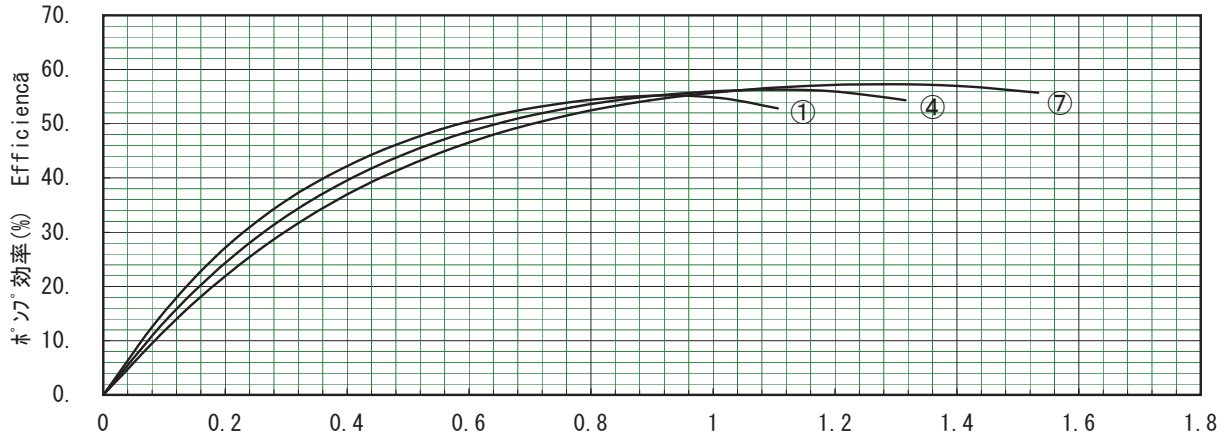
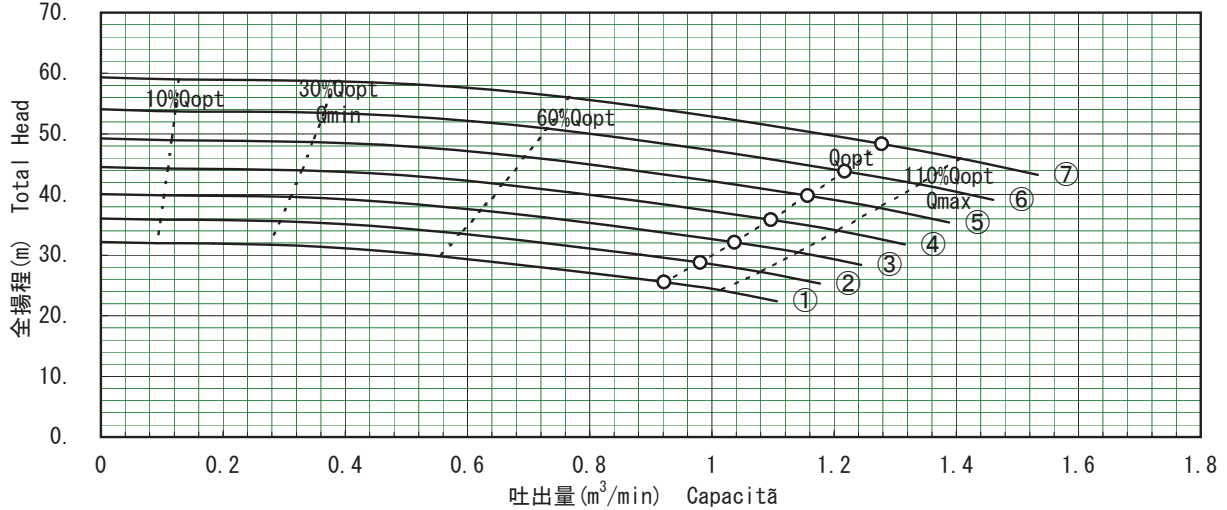
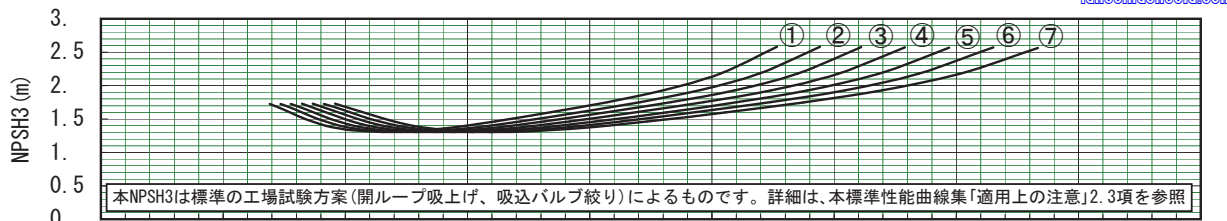
CAL 80-400

ShaftSize
45-470A

50 Hz 4 P
1460 min⁻¹

機番 Item No.		仕様 Spec.	m MPa	m ³ /min m ³ /hr	min ⁻¹	kW
用途 Service						

tubesindonesia.com



① D2N320/310	② D2N335/325	③ D2N350/339	④ D2N365/354	⑤ D2N380/369	⑥ D2N395/383	⑦ D2=404
-----------------	-----------------	-----------------	-----------------	-----------------	-----------------	-------------

本性能曲線図は常温清水 (S.G.:1) の場合のものを示します。 This curve refers to cold water (S.G.:1).

株式会社 西島製作所 TORISHIMA PUMP MFG.CO.,LTD.